

QuaderniCognitivi.it

MANUALI PER LA RIABILITAZIONE

# 10 SCHEDE GRATUITE TEMA LINGUAGGIO



Nome: \_\_\_\_\_

Sezione: \_\_\_\_\_

Data: \_\_\_\_\_

# Contrari



Abbina le parole sulla sinistra con il loro contrario.

bagnato ●

● lento

caldo ●

● molto

lungo ●

● duro

veloce ●

● secco

scuro ●

● chiaro

dolce ●

● corto

morbido ●

● vecchio

giovane ●

● salato

poco ●

● freddo

**SCRIVERE**

# SINTESI EVENTO

NOME:

SEZIONE:

DATA:

VOTO:

Qual è stato l'ultimo evento a cui hai partecipato? Parla della tua esperienza e includi dei dettagli, ad esempio dove si è svolto l'evento.  
Scrivi un minimo di 500 parole

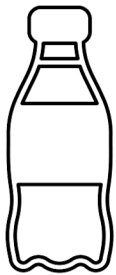
Nome: \_\_\_\_\_

Data: \_\_\_\_\_

Insegnante: \_\_\_\_\_

# Le lettere iniziali

Cerca il nome dell'oggetto in inglese e colora la lettera iniziale.




b

c

z

s




h

i

n

g



r

e

w

a




y

s

p

o



u

b

m

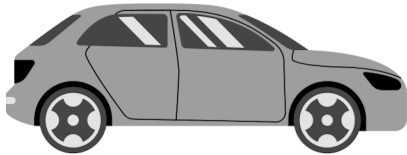
q

Nome: \_\_\_\_\_

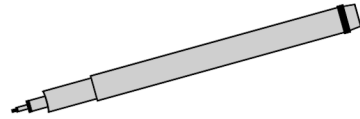
Data: \_\_\_\_\_

# NOMINA L'OGGETTO

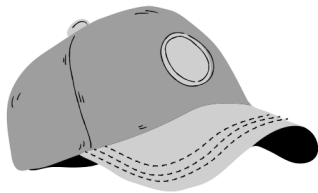
Usa le lettere di seguito per scrivere il nome dell'oggetto in inglese



\_\_\_\_\_  
a c r



\_\_\_\_\_  
p n e



\_\_\_\_\_  
p a c



\_\_\_\_\_  
e h s o



\_\_\_\_\_  
g m u



\_\_\_\_\_  
b g a

Nome: \_\_\_\_\_

Insegnante: \_\_\_\_\_

Data: \_\_\_\_\_

# Trova le lettere



Osserva la lettera a sinistra e cerchia la lettera identica nella fila a destra.

b	b	o	c	d	b	e
---	---	---	---	---	---	---

k	d	m	k	l	k	k
---	---	---	---	---	---	---

e	j	e	v	m	e	k
---	---	---	---	---	---	---

c	c	a	c	d	c	e
---	---	---	---	---	---	---

o	o	m	n	o	f	l
---	---	---	---	---	---	---

q	g	h	i	k	p	q
---	---	---	---	---	---	---


z	x	w	z	z	s	q
---	---	---	---	---	---	---

Nome: \_\_\_\_\_

Data: \_\_\_\_\_

# I nomi dei giorni

Traccia le lettere  
per scriverli.



Lunedì

Martedì

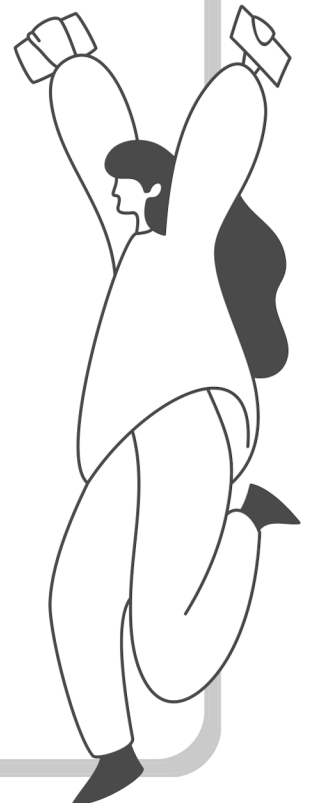
Mercoledì

Giovedì

Venerdì


Sabato

Domenica



Nome: \_\_\_\_\_

Data: \_\_\_\_\_



# Traccia le lettere

Impara a scrivere l'alfabeto seguendo le linee.

Aa

Bb

Cc

Dd

Ee

Ff

Gg

Hh

Ii

Jj

Kk

Ll

Mm

Nn

Oo

Pp

Qq

Rr

Ss

Tt

Uu

Vv

Ww

Xx

Yy

Zz



Nome: \_\_\_\_\_


Data: \_\_\_\_\_

Insegnante: \_\_\_\_\_






Classe: \_\_\_\_\_

Cc

C sta per Cactus



**CERCHIA SOLO GLI OGGETTI IL CUI  
NOME INIZIA CON C**



Segui la linea tratteggiata e continua a scrivere la "C" sotto.

Tracing practice lines for the letter 'C'. The first row contains six dotted 'C' characters on a set of three horizontal lines (top, middle dashed, bottom). Below this are two more rows of empty three-line guides for independent practice.

# Pronunciare le lettere in inglese

Nome: \_\_\_\_\_

Classe: \_\_\_\_\_


Insegnante: \_\_\_\_\_

Data: \_\_\_\_\_

Leggi a voce alta il nome di ciascuna immagine e cerchia il suono iniziale.



d j



h b



b d



s a



t s



c b



c d



k c

Nome: \_\_\_\_\_

Sezione: \_\_\_\_\_

Insegnante: \_\_\_\_\_

Data: \_\_\_\_\_


## Qual è la lettera seguente?

Leggi le lettere di seguito e scrivi nel cerchio quella successiva.

**D**

**E**


**F**



**L**

**M**


**N**



**S**

**T**


**U**



**P**

**Q**


**R**



**A**

**B**


**C**



**G**

**H**


**I**



**O**

**P**

**Q**



**V**

**W**

**X**

